

pelipal

UNIVERSAL FURNITURE

MADE IN GERMANY

UPDATED
SELECTION

Practical
functional furniture
for every bathroom
range!



Front panel and carcass in any combination

CARCASS DESIGN:

COMFORT N: drawer with metal frame and soft insert, carcass with 1.0 mm border, incl. door dampers, caps for hinges

FRONT DESIGN:

melamine-coated chipboard with ABS edge

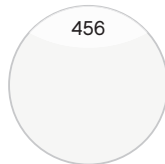
front decor



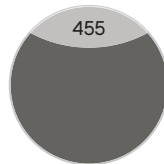
206
snow white gloss




454
white high gloss select



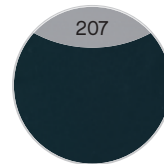
456
white matt select



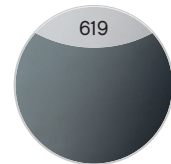
455
quartz grey high gloss select



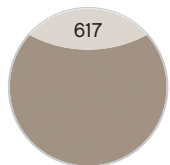
457
quartz grey matt select



207
anthracite silk gloss




619
steel grey



617
basalt grey effect



623
Pine Ida horizontal effect




479
graphite structure horizontal effect



614
mocha structure horizontal



615
Castello oak horizontal effect



624
Riviera oak horizontal effect



618
Sanremo oak terra horizontal effect



621
Sangallo brown horizontal



622
Sangallo grey horizontal




625
Oak white horizontal effect



626
Ribbeck oak horizontal effect



627
Maroni, horizontal



650
Oxide light grey horizontal



651
Oxide dark grey horizontal

new



652
Oxide Ferro horizontal



660
Marble white, horizontal effect

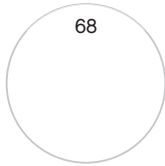
Subject to technical and constructive changes to the products in the interests of progress as well as errors and colour deviations. The original colour and finish cannot be inferred from the colour representation of the brochure and décor illustrations. A consistent décor between the individual front parts cannot be guaranteed.

All lights / electrical components may only be used along with products from the catalogue!

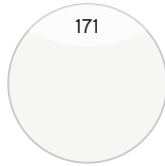
carcass decor




25
white gloss



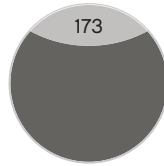
68
snow white gloss



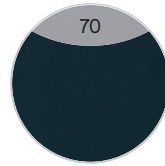
171
white matt touch



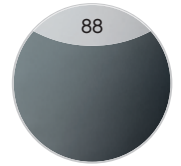
172
quartz grey high
gloss touch



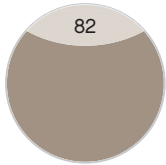
173
quartz grey matt
touch



70
anthracite
silk gloss




88
steel grey



82
basalt grey effect



434
Pine Ida horizontal
effect



401
graphite structure
horizontal effect



424
mocha structure
horizontal



426
Castello oak hori-
zontal effect



438
Riviera oak
horizontal effect



428
Sanremo oak
terra horizontal
effect



430
Sangallo brown
horizontal



432
Sangallo grey
horizontal




440
Oak white
horizontal effect



444
Ribbeck oak
horizontal effect



446
Maroni, horizontal



721
Oxide light grey
horizontal



723
Oxide dark grey
horizontal

new



719
Oxide Ferro
horizontal




733
Marble white,
horizontal effect

Subject to technical and constructive changes to the products in the interests of progress as well as errors and colour deviations.
The original colour and finish cannot be inferred from the colour representation of the brochure and décor illustrations.
A consistent décor between the individual front parts cannot be guaranteed.

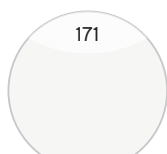
All lights / electrical components may only be used along with products from the catalogue!

Accent colour for wall rack

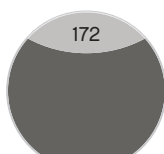
(Rear wall and border colour)



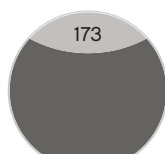
68
snow white gloss



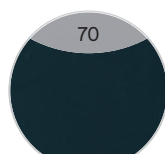
171
white matt touch



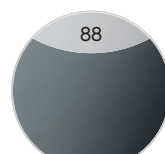
172
quartz grey high gloss touch



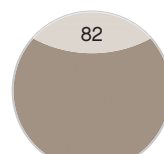
173
quartz grey matt touch



70
anthracite silk gloss




88
steel grey



82
basalt grey effect



434
Pine Ida horizontal effect



401
graphite structure horizontal effect



424
mocha structure horizontal effect



426
Castello oak horizontal effect



438
Riviera oak horizontal effect



428
Sanremo oak terra horizontal effect



430
Sangallo brown horizontal effect



432
Sangallo grey horizontal effect



440
Oak white horizontal effect



444
Ribbeck oak horizontal effect



446
Maroni, horizontal effect



721
Oxide light grey horizontal effect



723
Oxide dark grey horizontal effect



719
Oxide Ferro horizontal effect

new



733
Marble white, horizontal effect

handles



chrome gloss

Subject to technical and constructive changes to the products in the interests of progress as well as errors and colour deviations. The original colour and finish cannot be inferred from the colour representation of the brochure and décor illustrations. A consistent décor between the individual front parts cannot be guaranteed.

All lights / electrical components may only be used along with products from the catalogue!

product photos



product photos



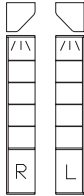


tall laundry cabinet

1 door, 2 glass shelves, 1 drawer, incl. laundry bag (h550 x w330 x d330 mm)

Please indicate a preference for door hinges on left (L) or right (R)!

height	width	depth	order text	door stop	carcass quality	EEC	PG 1	PG 2	PG 3
1680	450	430	EM-HSW 45-07	L/R	Comfort N		-		

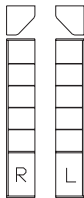


End shelf

incl. LED lighting, 12V LED, LM LED, 2W, incl. transformer and switch
4 glass shelves

**Please note! Separate power connection necessary!
Please specify the left (L) or right (R) variant**

height	width	depth	order text	door stop	carcass quality	EEC	PG 1	PG 2	PG 3
1680	290	307	EM-AR 01	L/R	Comfort N	A+ (I)	-		

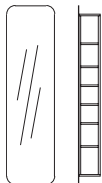


End shelf

4 glass shelves

Please specify the left (L) or right (R) variant

height	width	depth	order text	door stop	carcass quality	EEC	PG 1	PG 2	PG 3
1680	290	307	EM-AR 02	L/R	Comfort N		-		



mirror shelf

Mirror with 7 shelves
carcass height: 1580 mm

height	width	depth	order text	door stop	carcass quality	EEC	PG 1	PG 2	PG 3
1680	450	205	EM-SPR 01				-		



tall cabinet

1 door, mirrored, 4 glass shelves

Please indicate a preference for door hinges on left (L) or right (R)!

height	width	depth	order text	door stop	carcass quality	EEC	PG 1	PG 2	PG 3
1680	300	170	EM-HS 30-06-17	L/R	Comfort N		-		
1680	300	330	EM-HS 30-06-33	L/R	Comfort N		-		
1680	300	430	EM-HS 30-06-43	L/R	Comfort N		-		



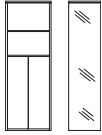
side cabinet

1 door, mirrored, 3 glass shelves, incl. top cover

Please indicate a preference for door hinges on left (L) or right (R)!

height	width	depth	order text	door stop	carcass quality	EEC	PG 1	PG 2	PG 3
1210	300	170	EM-MS 30-06-17	L/R	Comfort N		-		
1210	300	330	EM-MS 30-06-33	L/R	Comfort N		-		
1210	300	430	EM-MS 30-06-43	L/R	Comfort N		-		

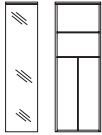
All lights / electrical components may only be used along with products from the catalogue!



room dividers

mirrored front, 2 side-mounted doors, 2 glass shelves, lateral storage shelves, 6 shelves
Ill. shows doors on left

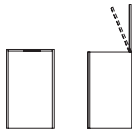
height	width	depth	order text	door stop	carcass quality	EEC	PG 1	PG 2	PG 3
1200	312	438	EM-RT 01		Comfort N		-		



room dividers

mirrored front, 2 side-mounted doors, 2 glass shelves, lateral storage shelves, 6 shelves
Ill. shows doors on right

height	width	depth	order text	door stop	carcass quality	EEC	PG 1	PG 2	PG 3
1200	312	438	EM-RT 02		Comfort N		-		



highboard

1 door, 1 laundry hatch, incl. laundry bag (h550 x w330 x d330 mm)

Please indicate a preference for door hinges on left (L) or right (R)!

height	width	depth	order text	door stop	carcass quality	EEC	PG 1	PG 2	PG 3
720	432	410	EM-HBW 43-02	L/R	Comfort N		-		



highboard

1 door, 2 glass shelves

Please indicate a preference for door hinges on left (L) or right (R)!

height	width	depth	order text	door stop	carcass quality	EEC	PG 1	PG 2	PG 3
720	432	410	EM-HB 43-01	L/R	Comfort N		-		



Glass wall cabinet

1 smoked glass door, black, 2 glass shelves
incl. LED spotlight, 12V LED, LM LED, 2W, 180LM, 6000K
incl. touch switch

Please indicate a preference for door hinges on left (L) or right (R)!

height	width	depth	order text	door stop	carcass quality	EEC	PG 1	PG 2	PG 3
703	300	170	OKT073017	L/R	Comfort N	A+ (1)	-		



wall unit

1 door, 3 glass shelves, 1 shelf, white (w)

Please indicate a preference for door hinges on left (L) or right (R)!

height	width	depth	order text	door stop	carcass quality	EEC	PG 1	PG 2	PG 3
1160	250	200	EM-WSR 01	L/R	Comfort N		-		
1160	450	330	EM-WSR 02	L/R	Comfort N		-		

wall shelf
1 shelf



height	width	depth	order text	door stop	carcass quality	EEC	PG 1	PG 2	PG 3
126	450	150	AFF614515				-		

wall shelf
1 shelf



height	width	depth	order text	door stop	carcass quality	EEC	PG 1	PG 2	PG 3
126	600	150	AFF616015				-		

wall shelf
1 shelf



height	width	depth	order text	door stop	carcass quality	EEC	PG 1	PG 2	PG 3
126	900	150	AFF619015				-		

wall shelf
1 compartment
Selectable accent colours
Mountable horizontally or vertically



height	width	depth	order text	door stop	carcass quality	EEC	PG 1	PG 2	PG 3
200	300	170	EM-WR 20-03-30-17				-		
200	300	330	EM-WR 20-03-30-33				-		

wall shelf
2 compartments
Selectable accent colours
Mountable horizontally or vertically



height	width	depth	order text	door stop	carcass quality	EEC	PG 1	PG 2	PG 3
200	450	170	EM-WR 20-03-45-17				-		
200	450	330	EM-WR 20-03-45-33				-		

wall shelf
3 compartments
Selectable accent colours
Mountable horizontally or vertically



height	width	depth	order text	door stop	carcass quality	EEC	PG 1	PG 2	PG 3
200	600	170	EM-WR 20-03-60-17				-		
200	600	330	EM-WR 20-03-60-33				-		

wall shelf
3 compartments
Selectable accent colours
Mountable horizontally or vertically



height	width	depth	order text	door stop	carcass quality	EEC	PG 1	PG 2	PG 3
200	700	170	EM-WR 20-03-70-17				-		
200	700	330	EM-WR 20-03-70-33				-		

All lights / electrical components may only be used along with products from the catalogue!

wall shelf

4 compartments
 Selectable accent colours
 Mountable horizontally or vertically



height	width	depth	order text	door stop	carcass quality	EEC	PG 1	PG 2	PG 3
200	900	170	EM-WR 20-03-90-17				-		
200	900	330	EM-WR 20-03-90-33				-		

wall shelf

3 compartments
 Selectable accent colours
 Mountable horizontally or vertically



height	width	depth	order text	door stop	carcass quality	EEC	PG 1	PG 2	PG 3
700	300	170	EM-WR 70-03-30-17				-		
700	300	330	EM-WR 70-03-30-33				-		
700	450	170	EM-WR 70-03-45-17				-		
700	450	330	EM-WR 70-03-45-33				-		

wall shelf

4 compartments
 Selectable accent colours
 Mountable horizontally or vertically



height	width	depth	order text	door stop	carcass quality	EEC	PG 1	PG 2	PG 3
900	300	170	EM-WR 90-03-30-17				-		
900	300	330	EM-WR 90-03-30-33				-		
900	450	170	EM-WR 90-03-45-17				-		
900	450	330	EM-WR 90-03-45-33				-		

wall shelf with door at top

1 door, 3 open compartments
 ill. shows right



Please indicate a preference for door hinges on left (L) or right (R)!

height	width	depth	order text	door stop	carcass quality	EEC	PG 1	PG 2	PG 3
450	450	200	EM-WRT 01	L/R	Comfort N		-		

wall shelf with door at bottom

1 door, 3 open compartments
 ill. shows right



Please indicate a preference for door hinges on left (L) or right (R)!

height	width	depth	order text	door stop	carcass quality	EEC	PG 1	PG 2	PG 3
450	450	200	EM-WRT 02	L/R	Comfort N		-		

standing bench
with storage shelf, max. load capacity approx. 90 kg



height	width	depth	order text	door stop	carcass quality	EEC	PG 1	PG 2	PG 3
306	402	232	EM-STB 01		Comfort N		-		

roller stool
with storage shelf and seat cushion
seat cushion available in either white (w) or black (s)




height	width	depth	order text	door stop	carcass quality	EEC	PG 1	PG 2	PG 3
480	352	330	EM-RH 01-S		Comfort N		-		
480	352	330	EM-RH 01-W		Comfort N		-		

seating bench
with storage shelf and seat cushion
seat cushion available in either white (w) or black (s)



height	width	depth	order text	door stop	carcass quality	EEC	PG 1	PG 2	PG 3
480	600	400	EM-SB 01-S		Comfort N		-		
480	600	400	EM-SB 01-W		Comfort N		-		

seating bench
with storage shelf and seat cushion
seat cushion available in either white (w) or black (s)



height	width	depth	order text	door stop	carcass quality	EEC	PG 1	PG 2	PG 3
480	900	400	EM-SB 02-S		Comfort N		-		
480	900	400	EM-SB 02-W		Comfort N		-		

seat chest
with storage space
seat cushion available in either white (w) or black (s)



height	width	depth	order text	door stop	carcass quality	EEC	PG 1	PG 2	PG 3
480	642	400	EM-TR 01-S		Comfort N		-		
480	642	400	EM-TR 01-W		Comfort N		-		

seat chest
with storage space
seat cushion available in either white (w) or black (s)



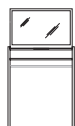
height	width	depth	order text	door stop	carcass quality	EEC	PG 1	PG 2	PG 3
480	942	400	EM-TR 02-S		Comfort N		-		
480	942	400	EM-TR 02-W		Comfort N		-		

cosmetic trolley
on rollers, 4 storage compartments, open, top compartment with rubber mat



height	width	depth	order text	door stop	carcass quality	EEC	PG 1	PG 2	PG 3
950	350	350	EM-KW 01		Comfort N		-		

dressing table
Flap with mirror, various compartments



height	width	depth	order text	door stop	carcass quality	EEC	PG 1	PG 2	PG 3
850	700	470	EM-ST 01		Comfort N		-		